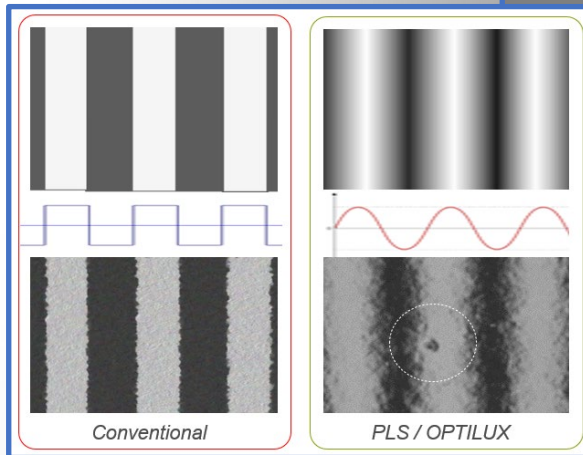


Opti Light



The here described system is equipped with the VIRELUX proprietary PLS light box design. It features a dedicated, sinusoidal profile light emission, improving operator ergonomony and visual accuracy.


Explanation: small defects are more visible in grey level transition zones, than in stepped profile lighting, whilst additionally reducing the needed operator movements.

Audit station Panel Duo / Trio – 10 LB


The panel audit system, available in two sizes is designed for the inspection of up to 3 bodywork element such as a door, the hood or a fender.

Systems featuring master lamp base dimming function and pattern selection and top flap motorized

LB Length :	1500 mm
Pattern :	Plain White / Composite
Color temperature :	4000k / 4000K 3000K 4000K
Luminosity :	from 1000 to 3000 Lux
Weight:	530 kg
Rated power :	max 1600W – 480V 50Hz



Audit station panel Duo



Audit station panel Trio

Opti Light

Audit station Corner – 22 LB

The corner audit station is designed for the inspection of a few different bodywork elements, including a larger part of the vehicle's roof. The reduced footprint of the equipment allows for installation in smaller workshops.

Systems featuring master lamp base dimming function and pattern selection and top flap motorized

LB Length :	1500 mm
Pattern :	Plain White / Composite
Color temperature :	4000k / 4000K 3000K 4000K
Luminosity :	from 1000 to 3000 Lux
Weight:	1960 kg
Rated power :	2000W – 480V 50Hz



Corner – 22LB

Audit station Full side – 30 LB

The full side audit station is designed for the inspection of one complete side of a vehicle, including its roof. The reduced footprint of the equipment allows for installation in smaller workshops.

Systems featuring master lamp base dimming function and pattern selection and top flap motorized

LB Length :	1500 mm
Pattern :	Plain White / Composite
Color temperature :	4000k / 4000K 3000K 4000K
Luminosity :	from 1000 to 3000 Lux
Weight:	2500 kg
Rated power :	3000W – 480V 50Hz



Full side – 30 LB